


1.



Paper Management

2.

Submit a new paper

Step 1

Paper submission (* are required fields.)

Paper ID	Auto numbering	
* Presentation Type	<input type="text" value="Not Selected"/>	3.
* Topic	<input type="text" value="Not Selected"/>	
* Submission mode	<input type="radio"/> Full Paper <input type="radio"/> Abstract	
* Paper Title	<input type="text"/>	
* Authors' Information		

1. Click "Add account information" to fill in your own information as an author.
2. Click "Add author" to confirm the author information
3. Fill in the information of co-authors, if any, and click "Add author" .

[Use my account information](#)

* First Name	<input type="text"/>	* Last Name	<input type="text"/>
* Position	<input type="text"/>		

1. Click "Add account information" to fill in your own information as an author.
2. Click "Add author" to confirm the author information
3. Fill in the information of co-authors, if any, and click "Add author" .

Use my account information

4.

* First Name

AA

* Last Name

B

* Position

Ms.

* Institution / Organization

D

* Department

E

* Country

* E-Mail

Add author

5.

NEXT

No.	First Name	Last Name	Position	Institution/Organization	Department	Country	E-Mail	
1	Sudaporn	Khiewngamdee	Lecturer	Mahamakut Buddhist University	Department of Oriental Language,	Thailand	sudaporn_khiewngamdee@hotmail.com	Edit

1. Click "Add account information" to fill in your own information as an author.
2. Click "Add author" to confirm the author information
3. Fill in the information of co-authors, if any, and click "Add author".

Use my account information

6. If you have co-author, please fill in the information of co-author

* First Name

* Last Name

* Position

* Institution / Organization

* Department

* Country

* E-Mail

Add author

7.

NEXT

* Authors' Information

			No.	First Name	Last Name	Position	Institution/Organization	Department	Country	E-Mail	
✕	▲	▼	1	AA	B	Ms.	D	E			Edit

1. Click "Add account information" to fill in your own information as an author.
2. Click "Add author" to confirm the author information
3. Fill in the information of co-authors, if any, and click "Add author" .

Use my account information

* First Name

* Last Name

* Position

Not Selected ▼

* Institution / Organization

* Department

* Country

Not Selected ▼

* E-Mail

Add author

NEXT

8.

Step 2

9.

* Upload your file



(MS Word file, .doc(x) only)

* Would you like your paper to be recommended to Journals after the conference?

Yes No

10.

BACK

Submit

11.

Menu

Member Center

Message

Paper Management



Registration & Payment

Receipt Download

Modify Account Info

Change Password



Paper Management

Paper No.	Title	File	Status		Acceptance / Invitation Letter
	TEST		Submitted	<input type="button" value="Edit"/>	

[Submit a new paper](#)

Successful

Paper Management

Paper No.	Title	File	Status		Acceptance /Invitation Letter
	TEST		Submitted	<input type="button" value="Edit"/>	

If you want to edit your information, please click “Edit” to edit or add co-author.